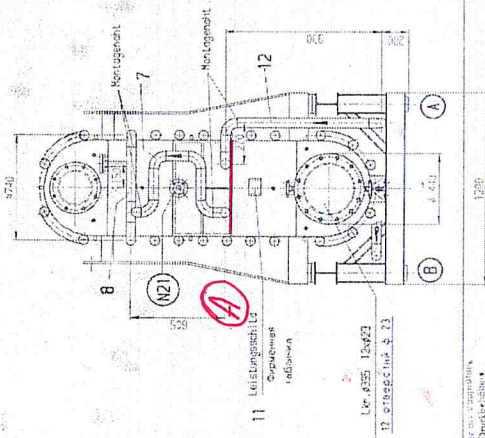
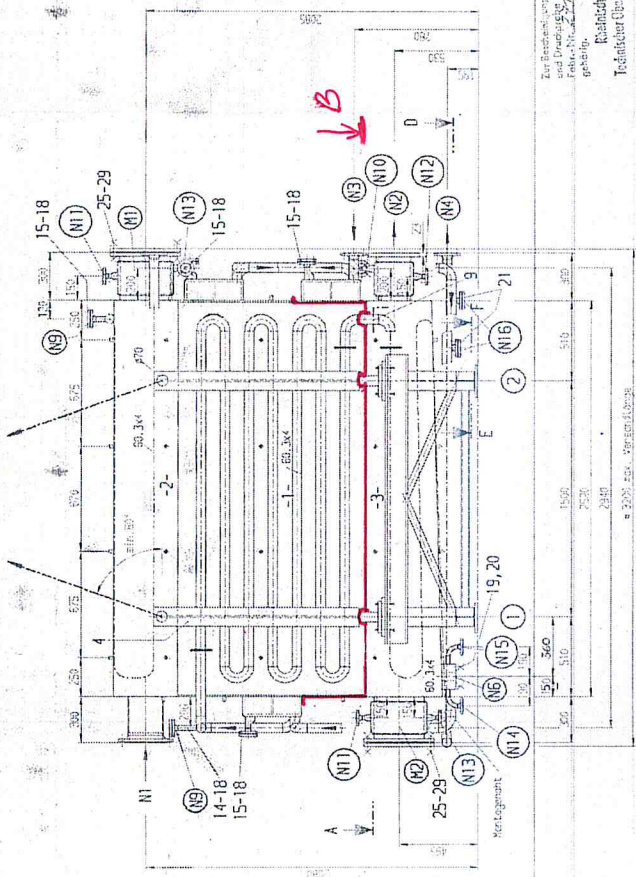
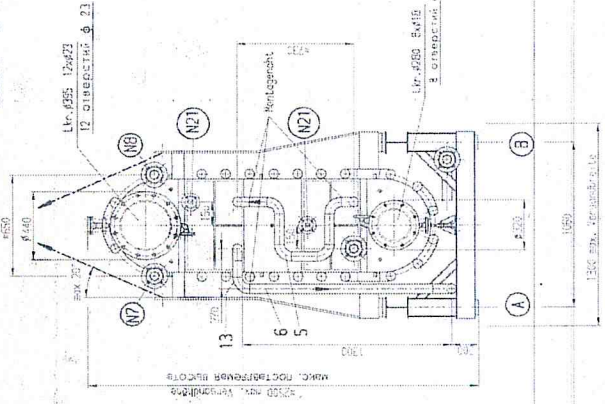


Позиция Заполнения азота (Stickstofffüllung)  
 Позиция Комплектование для транспорта (Zubehör für Transport)



Zus. Transport- und Montageplan  
 ALL INFORMATION LUBES  
 1/10  
 1/10  
 1/10

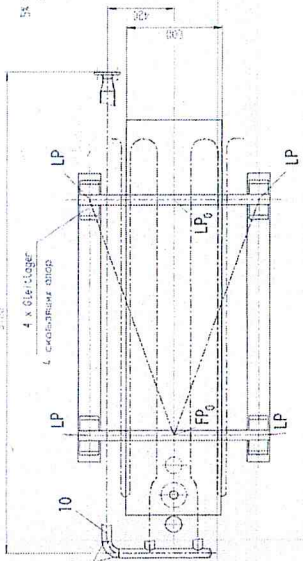
**Belastungsplan**  
 LOADING PLAN

| WZ | A1 |    | A2 |    | B1 |    | B2 |  |
|----|----|----|----|----|----|----|----|--|
|    | Hz | Hz | Hz | Hz | Hz | Hz | Hz |  |
| 1  | 1  | 1  | 1  | 1  | 1  | 1  | 1  |  |
| 2  | 1  | 1  | 1  | 1  | 1  | 1  | 1  |  |
| 3  | 1  | 1  | 1  | 1  | 1  | 1  | 1  |  |
| 4  | 1  | 1  | 1  | 1  | 1  | 1  | 1  |  |
| 5  | 1  | 1  | 1  | 1  | 1  | 1  | 1  |  |
| 6  | 1  | 1  | 1  | 1  | 1  | 1  | 1  |  |

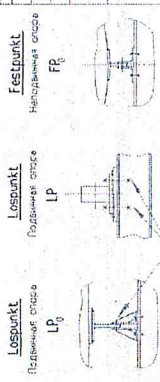

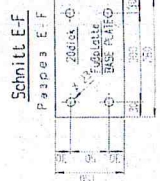
**Reinigungsplan**  
 CLEANING PLAN

| WZ | 1 | 2 | 3 | 4 | 5 |
|----|---|---|---|---|---|
| 1  | 1 | 1 | 1 | 1 | 1 |
| 2  | 1 | 1 | 1 | 1 | 1 |
| 3  | 1 | 1 | 1 | 1 | 1 |
| 4  | 1 | 1 | 1 | 1 | 1 |
| 5  | 1 | 1 | 1 | 1 | 1 |
| 6  | 1 | 1 | 1 | 1 | 1 |

**Schnitt A-D**  
 Разрез А-Д



**M1, M2: Sammeldichtung**  
 M1, M2: Collecting seal



**Technische Zeichnung**  
 Technical Drawing

| Objekt | Objekt | Objekt | Objekt | Objekt |
|--------|--------|--------|--------|--------|
| 1      | 2      | 3      | 4      | 5      |
| 6      | 7      | 8      | 9      | 10     |
| 11     | 12     | 13     | 14     | 15     |
| 16     | 17     | 18     | 19     | 20     |
| 21     | 22     | 23     | 24     | 25     |

22 10 0291 01  
 22 00 0336 01  
 22 00 0336 01